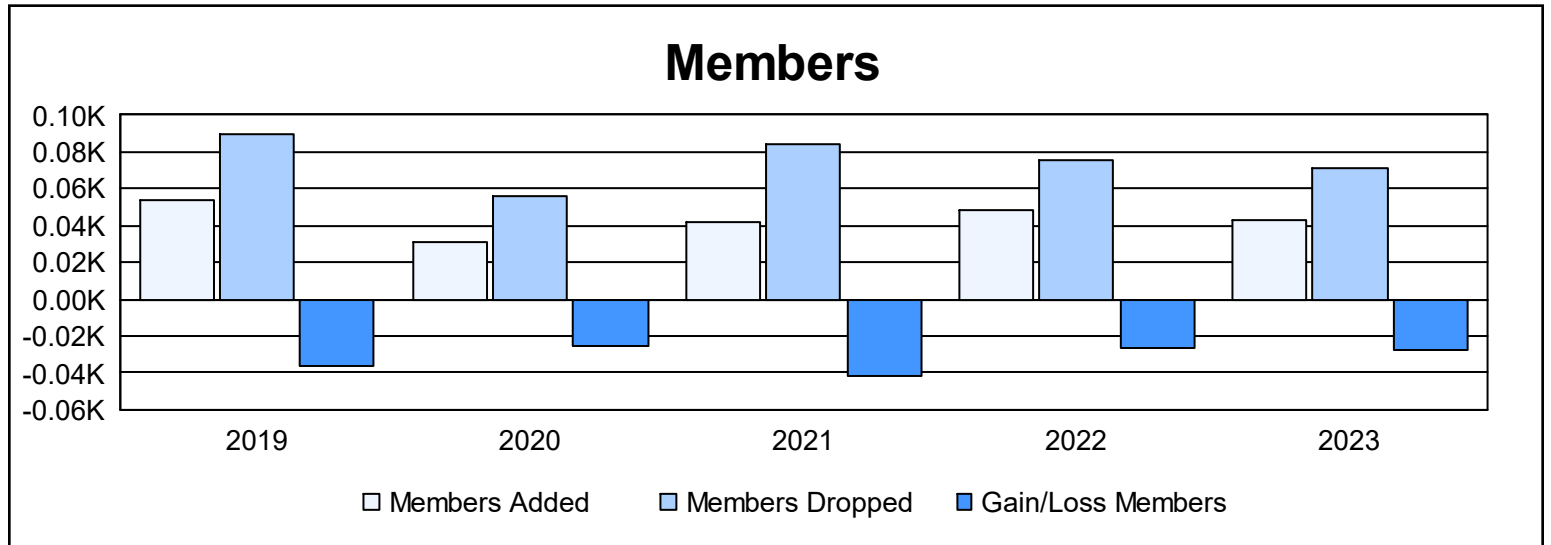
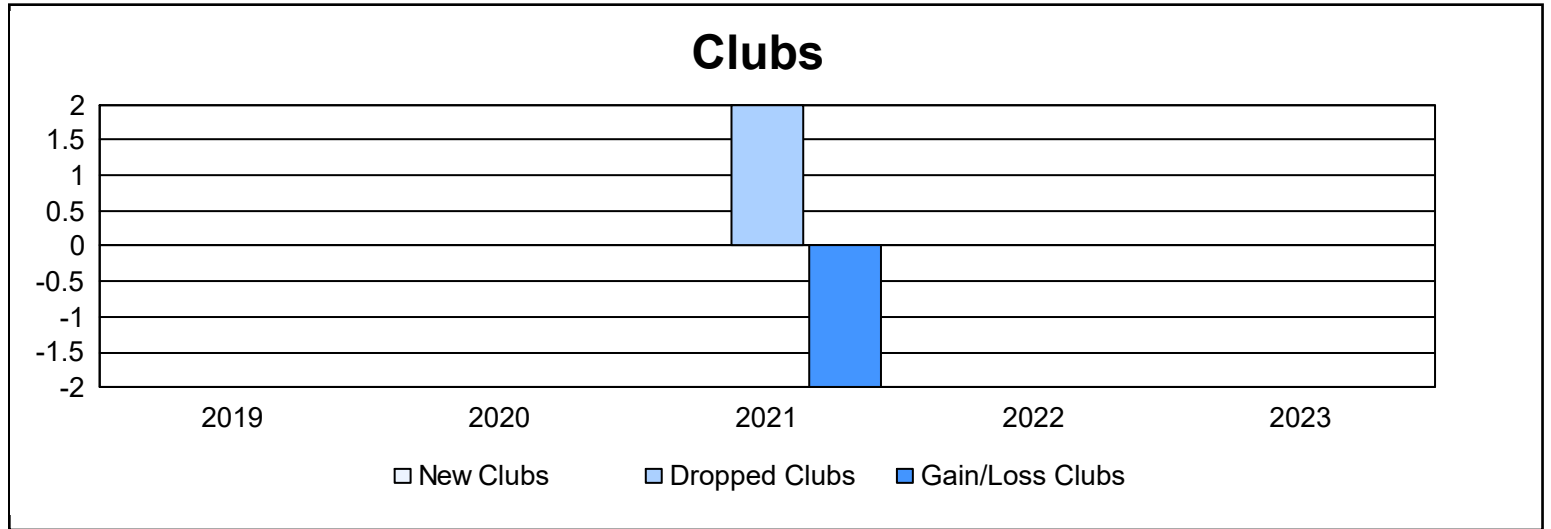
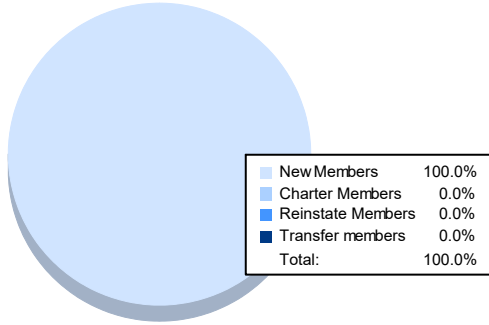


| Year | New Clubs | Dropped Clubs | Gain/ Loss Clubs | New Members | Charter Members | Reinstate Members | Transfer Members | Total Member Added | Total Members Dropped | Gain/ Loss Members |
|----------------|-----------|---------------|------------------|-------------|-----------------|-------------------|------------------|--------------------|-----------------------|--------------------|
| 2018-2019 | 0 | 0 | 0 | 51 | 2 | 0 | 1 | 54 | 90 | -36 |
| 2019-2020 | 0 | 0 | 0 | 30 | 0 | 1 | 0 | 31 | 56 | -25 |
| 2020-2021 | 0 | 2 | -2 | 37 | 0 | 1 | 4 | 42 | 84 | -42 |
| 2021-2022 | 0 | 0 | 0 | 48 | 0 | 0 | 0 | 48 | 75 | -27 |
| 2022-2023 | 0 | 0 | 0 | 43 | 0 | 0 | 0 | 43 | 71 | -28 |
| Average | 0 | 0 | 0 | 42 | 0 | 0 | 1 | 44 | 75 | -32 |



Membership Composition June 2023 Cumulative



Gender Composition June 2023 Cumulative

